

SA-47[®] Bearing Pads



SA-47 bearing pads are made from masticated rubber using a blend of recycled rubber compounds and synthetic fiber reinforcement. The ROF, or random oriented fibers, provide enhanced compressive strength, stiffness and tensile strength when compared to unreinforced or virgin bearing pad materials.



Since 1947, SA-47 random oriented fiber bearing pads have been widely used in construction applications such as structural bearings, precast/prestressed concrete structures and bridges, masonry pads and railway tie pads. SA-47 material is also used for vibration isolation and shock reduction applications.

Features and Attributes

- Distributes load between two structural elements evenly
- Accommodates non-parallel, load bearing surfaces
- Allows for small rotations
- Reduces electrolytic action between dissimilar metal elements
- Twice the compressive load of plain neoprene/nitrile materials
- Provides vibration and shock isolation in structural applications
- Meets most state DOT specifications

Physical Properties

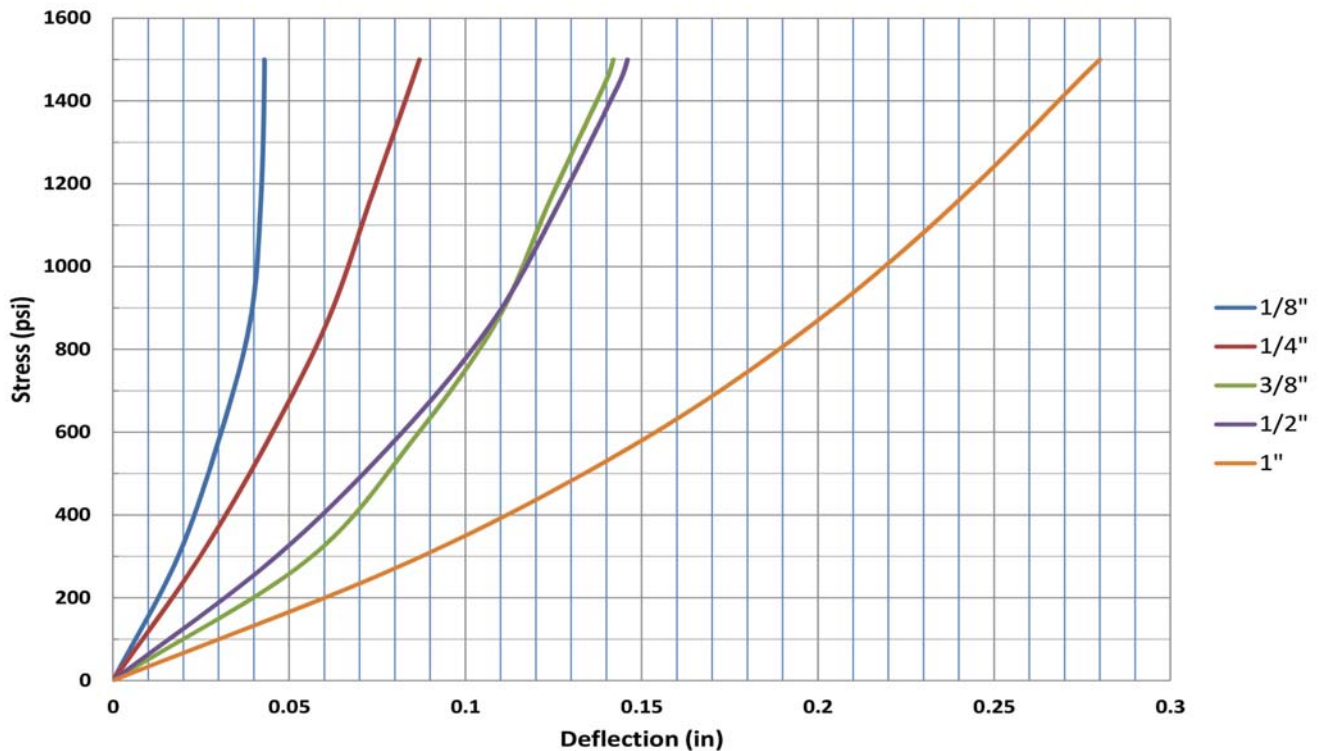
<u>PROPERTY</u>	<u>TEST</u>	<u>SPECIFICATION</u>
Hardness: Shore "A"	Initial Heat Aged*	ASTM D2240 80±5 ±10
Tensile Strength:	Initial Heat Aged*	ASTM D412 754 psi (min) ±25%
Elongation:	Initial Heat Aged*	ASTM D412 15% (min) ±25%
Tear Strength:		ASTM D624 150 pi (min)
Low Temperature Brittleness		ASTM D2137 Pass
Ultimate Compressive Strength		8,000 psi

*Heat Aged per ASTM D573, Method C, 70H@70°C.

Specification for SA-47® Bearing Pads


The preformed pads shall consist of a fabric and rubber body. The pad shall be made with new unvulcanized rubber and unused fabric fibers in proper proportion to maintain strength and stability. The surface hardness expressed in standard rubber hardness figures shall be 80 Shore "A" Durometer \pm 10 durometer average. The ultimate breakdown limit shall be no less than 7,000 lbs per square inch for the specified thickness without extrusion or detrimental reduction in thickness. The pads shall be furnished to specified dimensions with all bolt holes accurately located.

SA-47 Static Deflection




Note: Deflection tolerance = 15%. Average deflections are based on ASTM D575.

Additional Products for Building & Construction



Fabreka Bearing Pads
AASHTO 18.4.9.1



PTFE Bearing Pads



Structural Expansion Bearings



Flexible Drain Trough

World Headquarters
Fabreka International, Inc.
 PO Box 210
 1023 Turnpike Street
 Stoughton, MA 02072
 Tel: (800) 322-7352
 Tel: (781) 341-3655
 Fax: (781) 341-3983
 E-mail: info@fabreka.com
www.fabreka.com

Canada
Fabreka Canada Ltd
 Tel: (800) 322-7352
 Fax: (781) 341-3983
 E-mail: info@fabreka.com
www.fabreka.ca

Germany
Fabreka GmbH Deutschland
 Hessenring 13
 D-64572 Büttelborn
 Tel: 49 - (0)6152-9597-0
 Fax: 49 - (0)6152-9597-40
 E-mail: info@fabreka.de
www.fabreka.de

England
ACE Fabreka UK
 Unit 404 Easter Park
 Haydock Lane
 Haydock WA11 9TH
 Tel: 44 - (0)1942 727440
 Fax: 44 - (0)1942 717273
 E-mail: info@ace-fabreka.com
www.fabreka.co.uk

Taiwan
Fabreka International, Inc.
 PO Box 1246
 Tainan 70499
 Taiwan
 Tel: 886-935 273732
 E-mail: info@fabreka.tw
www.fabreka.com.cn